



Come when called

Why teach your dog to come to you? This is the ultimate in safety cues! If your dog ever escapes the home you will want to have a solid foundation for this behavior to potentially save his life. It is also a great way to direct him onto something else. If he is about to check out what's in the rubbish bin, call "Come!" (And give him his reward as you cover the bin).

Do these exercises after your dog has learned "Name Recognition" Teaching the Basic Behavior, "Come"



Find a quiet place to practice and get your clicker, treats and dog. Put a treat on the floor for your dog to eat and walk to the other side of the room. Hold your hand out with a treat visible and say your dog's name if he is not looking at you. Once you get his attention (or if you already have it), say "come" in normal/happy tone of voice. Click when your dog begins to come to you. Praise him the rest of the way and give him a treat when he gets to you. While you reward him, touch his collar (this is a good idea in case your dog ever decides to play the grab the treat and run game!). Practice this about 10 times and take a break. Alternatively you can play this with a second person and "Ping Pong" him back and forth.



Begin the exercise in the same way as above, hold your hand out as if you have a treat in it, but it will be empty (we will fool him a bit!). Click him for beginning to come and treat him when he gets to you from your pouch or pocket. Repeat 10 times and take a break.

Becoming an Expert at Coming





Practice out of sight, outside in safe areas and in more distracting environments.





Hide and seek: When you are outside together and your dog is wandering around and seems to have forgotten you exist, hide behind a tree. When your dog comes looking for you C/T and make a big deal of him. Always work in a safe area.


Tips:

-  **Never call your dog for something he may feel is unpleasant. For example when leaving the park, call your dog, put his leash on and play for a bit longer before exiting.**

-  **Make coming to you always fabulous! Always treat, use the jackpot, and occasionally bring out a ball from your pocket and throw it or play a little chase as an additional reward.**

-  **If your dog does not respond when you call and you must get him, try these tricks: running backwards away from the dog, crouching down, clapping your hands, whistling, squeaking a toy, or showing him food. Do not run towards him as this is an invitation to play “catch me” and humans usually lose this game! Once he comes to you he must ALWAYS be rewarded, even if he didn’t come initially and stressed you out in the process!**

-  **Practice “Come” at least 5 times per day (forever!).**

-  **Work in a fenced area or use a “long line”- get a light clothesline rope and knot it every couple of feet. Let your dog drag this and practice in a park or field. Make sure it is long enough so that you will be able to step on it if he decides to “take off”.**